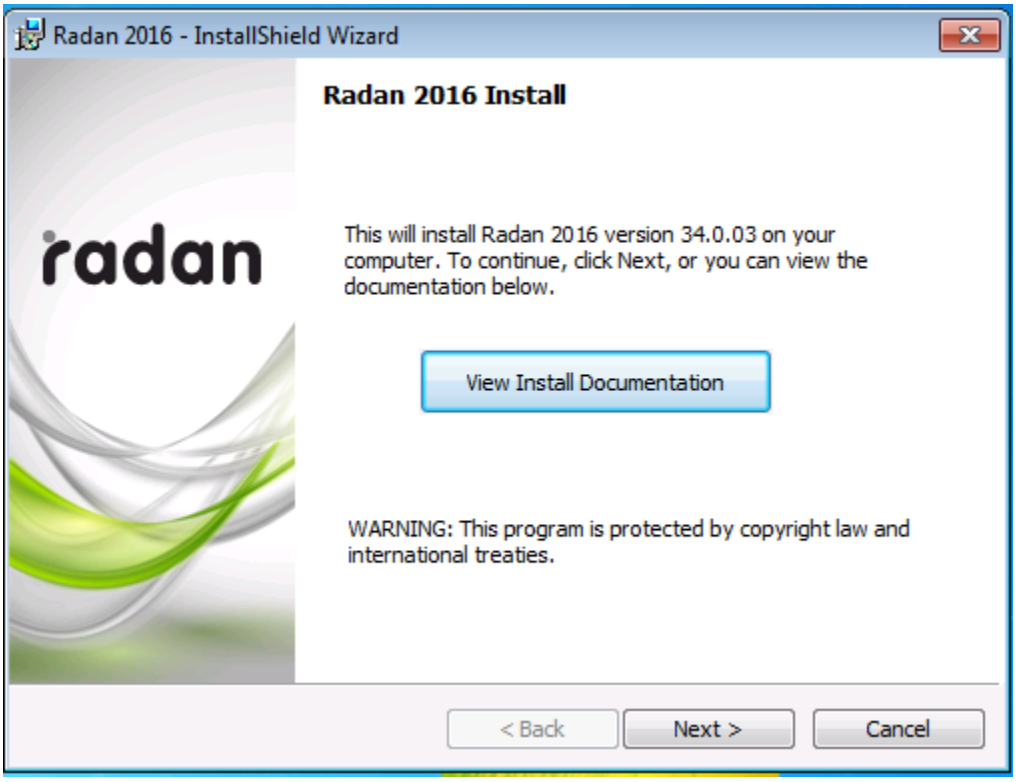
Radan 2016 - InstallShield Wizard
Radan 2016 Install
radan
This will install Radan 2016 version 34.0.03 on your computer. To continue, click Next, or you can view the documentation below.
View Install Documentation
WARNING: This program is protected by copyright law and international treaties.
< Back
Next >
Cancel

Radan 2016 - InstallShield Wizard
License Agreement
Please read the following license agreement carefully.
radan
Vero End User Licence Agreement (EULA)
IMPORTANT NOTICE: PLEASE READ CAREFULLY BEFORE INSTALLING THE SOFTWARE:
This licence agreement (Licence) is a legal agreement between you (Licensee or you) and the entity named as licensor on the packaging and/or in the documentation of the software (Licensor, us or we)
I accept the terms in the license agreement
I do not accept the terms in the license agreement
Print
InstallShield
< Back
Next >
Cancel

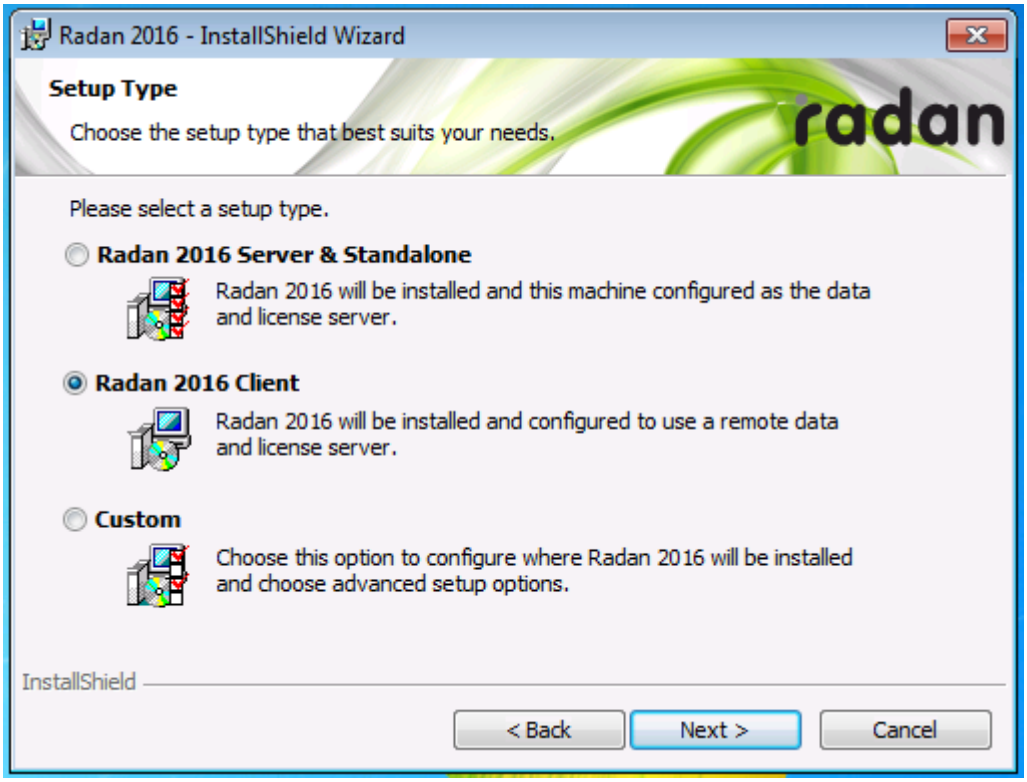
Radan 2016 - InstallShield Wizard
Setup Type
Choose the setup type that best suits your needs.
radan
Please select a setup type.
Radan 2016 Server & Standalone
Radan 2016 will be installed and this machine configured as the data and license server.
Radan 2016 Client
Radan 2016 will be installed and configured to use a remote data and license server.
Custom
Choose this option to configure where Radan 2016 will be installed and choose advanced setup options.
InstallShield
< Back
Next >
Cancel

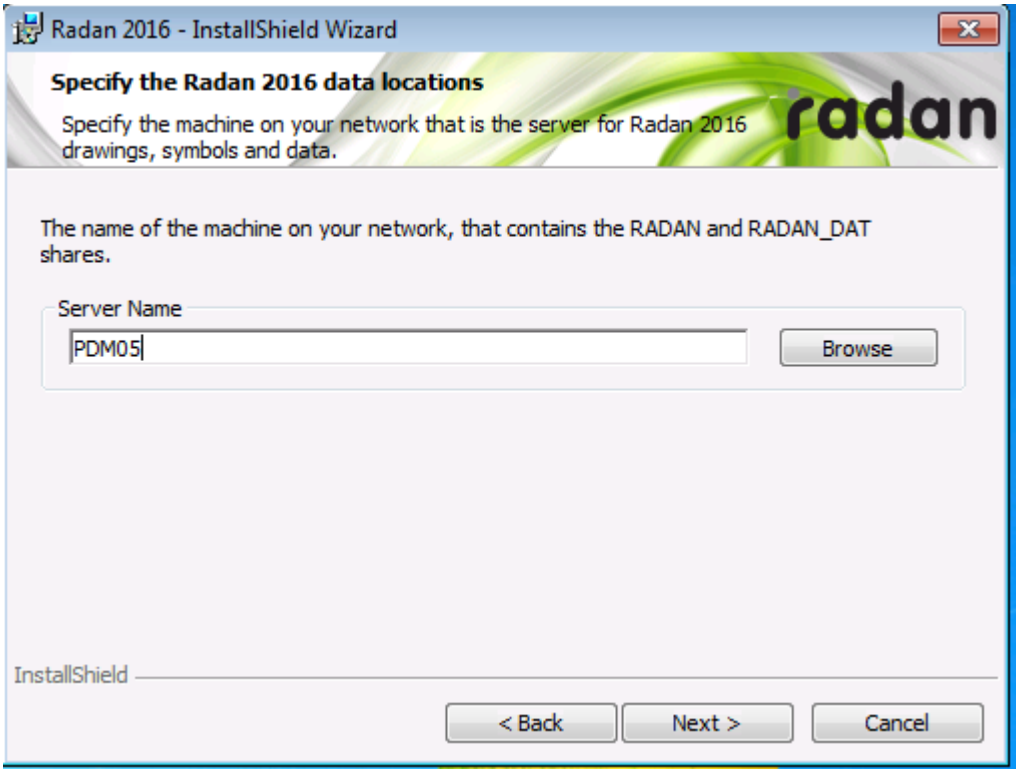
Radan 2016 - InstallShield Wizard
Specify the Radan 2016 data locations
Specify the machine on your network that is the server for Radan 2016 drawings, symbols and data.
radan
The name of the machine on your network, that contains the RADAN and RADAN_DAT shares.
Server Name
PDM05
Browse
InstallShield
< Back
Next >
Cancel

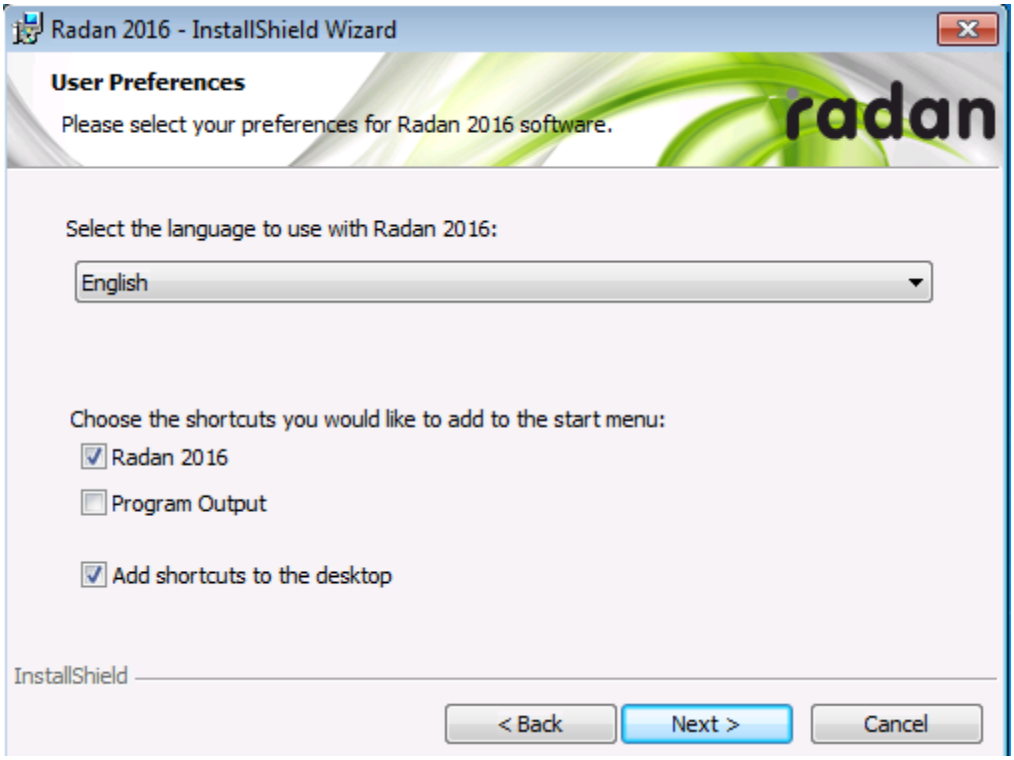
Radan 2016 - InstallShield Wizard
User Preferences
Please select your preferences for Radan 2016 software.
radan
Select the language to use with Radan 2016:
English
Choose the shortcuts you would like to add to the start menu:
Radan 2016
Program Output
Add shortcuts to the desktop
InstallShield
< Back
Next >
Cancel

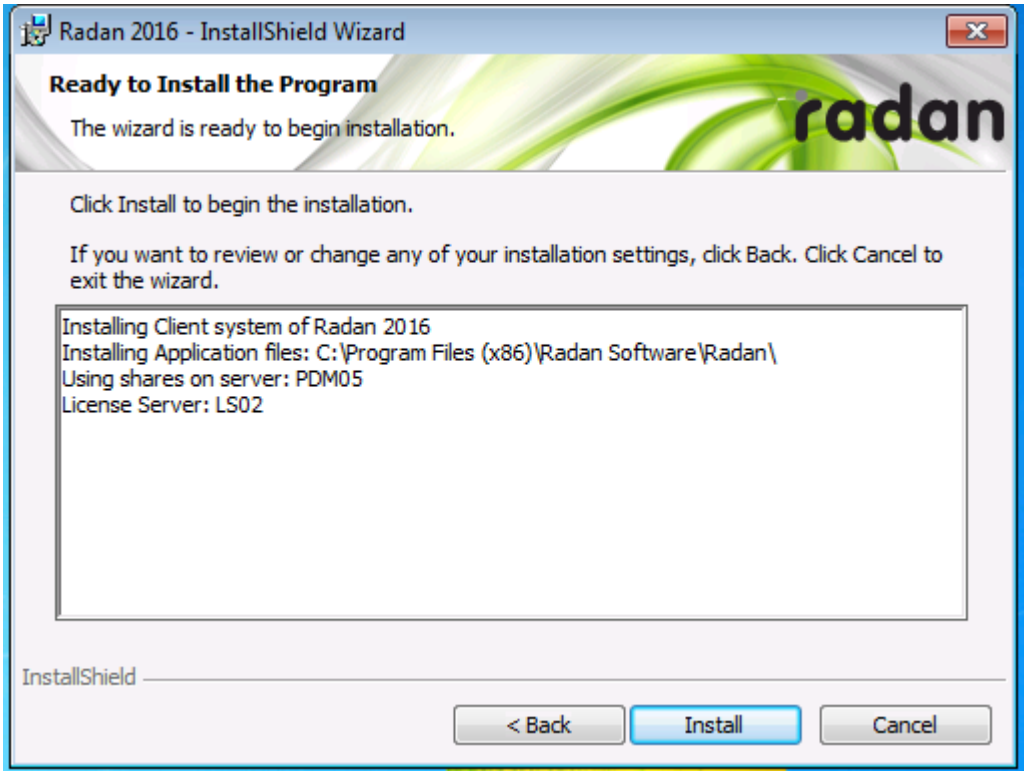
Radan 2016 - InstallShield Wizard
Ready to Install the Program
The wizard is ready to begin installation.
radan
Click Install to begin the installation.
If you want to review or change any of your installation settings, click Back. Click Cancel to exit the wizard.
Installing Client system of Radan 2016
Installing Application files: C:\Program Files (x86)\Radan Software\Radan\
Using shares on server: PDM05
License Server: LS02
InstallShield
< Back
Install
Cancel